

Accessories for submersible pressure transmitters

WIKA Data sheet AC 80.12

Applications

- Appliances for cable routing and electrical installation
- Level measurement in turbulent media
- Programming and parameterisation of submersible pressure transmitters

Special features

- Additional weight to stabilize the submersible pressure transmitters in turbulent media, available in stainless steel or titanium
- Cable strain relief clamp, cable box and isolated barrier for electrical isolation in hazardous areas and non-hazardous areas
- HART® modem and HART® programming module for parameterisation of HART® capable submersible pressure transmitters







Examples for accessories of submersible pressure transmitters

Description





Submersible pressure transmitters are used for level measurement of open bodies of waters, wells, basins and tanks. Specifically in the water and waste-water industry and in the storage of liquids such as fuel at tank farms and petrol stations, submersible pressure transmitters serve reliably for level measurement.

An extensive accessory programme allows easy application of submersible pressure transmitters in turbulent media. The tools allow a more simple routing and installing of cables, enable the programming and parameterisation of HART® capable submersible pressure transmitters and allow a safe use in hazardous environments.

Accessories for model IL-10

	Description	Order no.
	Additional weight The additional weight increases the dead weight of the submersible pressure transmitter. It simplifies the lowering in monitoring wells, narrow shafts and deep wells. It effectively reduces negative environmental influences of the measuring medium (e.g. turbulent flows) to the measuring result.	14052341 (stainless steel 316L)
	Cable strain relief clamp The cable strain relief clamp ensures easy and secure mechanical fastening of the submersible pressure transmitter's cable at the measuring point. It serves to guide the cable to prevent mechanical damage and to reduce the action of tensile stresses.	14052336
	Filter element The filter element prevents dirt and moisture from entering the venting tube. The watertight diaphragm also offers a reliable protection for the submersible pressure transmitter in the harshest environments.	14052344
	Isolated barrier Isolated barrier, power supply DC 20 ... 32 V, output: max. DC 25.4 V, max. 88.2 mA	2341268

Accessories for models LS-10 and LH-10

	Description	Order no.
	Additional weight The additional weight increases the dead weight of the submersible pressure transmitter. It simplifies the lowering in monitoring wells, narrow shafts and deep wells. It effectively reduces negative environmental influences of the measuring medium (e.g. turbulent flows) to the measuring result.	14052341 (stainless steel 316L)
	Cable strain relief clamp The cable strain relief clamp ensures easy and secure mechanical fastening of the submersible pressure transmitter's cable at the measuring point. It serves to guide the cable to prevent mechanical damage and to reduce the action of tensile stresses.	14052336
	Cable box The cable socket, with IP 67 ingress protection and watertight ventilation element, provides a moisture-free electrical termination for the submersible pressure transmitter. It should be mounted in a dry environment, outside any shafts or vessels, or directly in the switch cabinet.	14052339
	Filter element The filter element prevents dirt and moisture from entering the venting tube. The watertight diaphragm also offers a reliable protection for the submersible pressure transmitter in the harshest environments.	14052344

Accessories for model LH-20

	Description	Order no.
	<p>Additional weight</p> <p>The additional weight increases the dead weight of the submersible pressure transmitter. It simplifies the lowering in monitoring wells, narrow shafts and deep wells. It effectively reduces negative environmental influences of the measuring medium (e.g. turbulent flows) to the measurement result.</p> <p>The additional weight is available in two versions:</p> <ul style="list-style-type: none"> ■ Stainless steel 316L, approx. 350 g, length 120 mm ■ Titanium, approx. 350 g, length 214.5 mm <p>It is recommended that the design of the additional weight is selected in line with the case material of the submersible pressure transmitter.</p>	<p>14052322 (stainless steel 316L) 14052330 (titanium)</p>
	<p>Cable strain relief clamp</p> <p>The cable strain relief clamp ensures easy and secure mechanical fastening of the submersible pressure transmitter's cable at the measuring point. It serves to guide the cable to prevent mechanical damage and to reduce the action of tensile stresses.</p>	<p>14052336</p>
	<p>Cable box</p> <p>The cable socket, with IP 67 ingress protection and watertight ventilation element, provides a moisture-free electrical termination for the submersible pressure transmitter. It should be mounted in a dry environment, outside any shafts or vessels, or directly in the switch cabinet.</p>	<p>14052339</p>
	<p>Isolated barrier</p> <p>Isolated barrier, power supply DC 20 ... 32 V, output: max. DC 25.4 V, max. 88.2 mA</p>	<p>2341268</p>
	<p>Indication and programming module HART® DIH52 and DIH62</p> <p>5-digit display, 20-segment bargraph, without separate power supply, with additional HART® functionality. Automatic adjustment of measuring range and span. Secondary-master functionality: Setting the measuring range and unit of the connected transmitter using HART® standard commands possible. Optionally explosion protection per ATEX</p>	<p>on request</p>
	<p>HART® modem with USB, RS-232 or Bluetooth® interface</p> <p>For scaling the measuring range using a PC via the HART® protocol, a HART® modem with USB, RS-232 or Bluetooth® interface is available. The modem communicates with all registered HART® field devices and can be used with the most popular HART® compatible software programs.</p>	<p>7957522 (RS-232 interface) 11025166 (USB interface) 11364254 (Bluetooth® interface)</p>

Ordering information

To order the described product the order number is sufficient.

© 2013 WIKA Alexander Wiegand SE & Co. KG, all rights reserved.
The specifications given in this document represent the state of engineering at the time of publishing.
We reserve the right to make modifications to the specifications and materials.